


Math Flowers



Plant some math flowers in your classroom this spring!

Have your students choose a number 1-10 or 11-20 and write their number in the middle of the flower. You can either have your students pick their own number, or write the numbers on small pieces of paper and have them randomly choose. There are two flower templates included to be run on colored paper. To make the middle "pop" copy the center circles on different colored paper and glue on to the flower. Copy the stems and leaves onto green paper. Fill in the flower petals according to the number, cut and glue together!

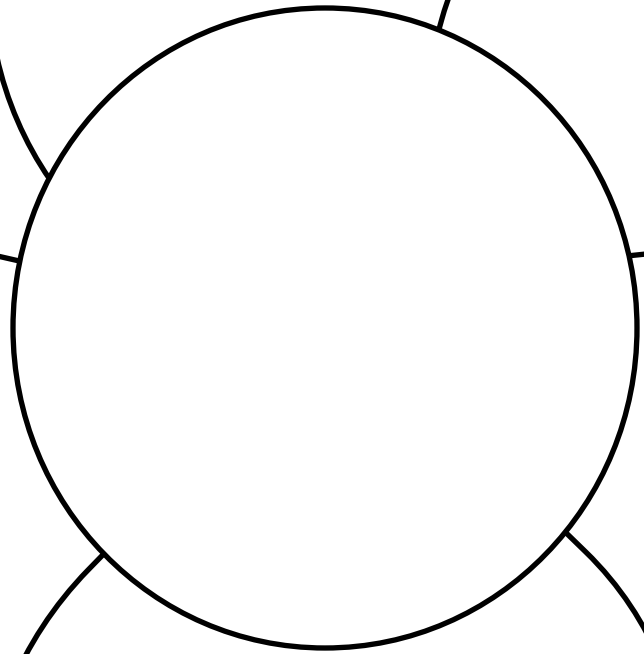
Copy on colored paper- for #'S 1-10

addition
sentence

tally

place value

number word



subtraction
sentence

Tens frame


Copy on colored paper- for #'S 11-20

addition
sentence

tally

place value







number word









subtraction
sentence

Tens frame

Copy on colored paper- for flower centers







Thanks for downloading my activities!
These products are intended for single classroom use only. Please respect
my terms of use.

If you have any questions or suggestions, you can
contact me via email: missKindergarten@hotmail.com



You can also find me at:



This unit was created by me using clip art and fonts by:

