

Grades 3-4

Comparing Numbers



TASK CARDS

24 Task Cards

Student Recording Sheet

Answer Key for Teachers

Created by: Mike & Kathy Estela



Thank you for downloading this freebie! There are twenty-four (24) task cards in this set that you can use for a whole class discussion, pair or group work, and individual practice.

Students will:

- 1) Compare numbers using the greater than, less than and equal symbols.
- 2) Add and subtract numbers then compare their values.

We hope that you'll find these activities useful in your class instruction.


When you get a chance, please don't forget to leave us a feedback as this helps us improve our existing and future products. You may also follow us by revisiting our store at

<http://www.teacherspayteachers.com/Store/Mike-Estela> to get updates for our new products.

Mike & Kathy Estela

Compare the numbers. Use the symbols: $>$ $=$ $<$


75 73



1

Compare the numbers. Use the symbols: $>$ $=$ $<$


17 18



2

Compare the numbers. Use the symbols: $>$ $=$ $<$


25 25



3

Compare the numbers. Use the symbols: $>$ $=$ $<$


47 36



4

Compare the numbers. Use the symbols: $>$ $=$ $<$


18 52



5

Compare the numbers. Use the symbols: $>$ $=$ $<$


31 31



6

Compare the numbers. Use the symbols: $>$ $=$ $<$


39 34



7

Compare the numbers. Use the symbols: $>$ $=$ $<$


16 15



8

Compare the numbers. Use the symbols: $>$ $=$ $<$


9 12



9

Compare the numbers. Use the symbols: $>$ $=$ $<$


24 24



10

Compare the numbers. Use the symbols: $>$ $=$ $<$


36 35



11

Compare the numbers. Use the symbols: $>$ $=$ $<$

105 154




12

Add or subtract the numbers. Then compare using the symbols:

> = <

25 + 6 **31 + 0**




13

Add or subtract the numbers. Then compare using the symbols:

> = <

52 + 9 **60 + 1**




14

Add or subtract the numbers. Then compare using the symbols:

> = <

45 + 7 **56 - 3**




15

Add or subtract the numbers. Then compare using the symbols:

> = <

26 - 8 **9 + 8**




16

Add or subtract the numbers. Then compare using the symbols:

> = <

$$64 - 0 \quad \square \quad 56 + 8$$




17

Add or subtract the numbers. Then compare using the symbols:

> = <

$$25 - 6 \quad \square \quad 17 + 3$$




18

Add or subtract the numbers. Then compare using the symbols:

> = <

$$35 - 21 \quad \square \quad 12 + 1$$




19

Add or subtract the numbers. Then compare using the symbols:

> = <

$$29 + 11 \quad \square \quad 52 - 13$$




20

Add or subtract the numbers. Then compare using the symbols:

> = <

$$17 - 3 \quad \square \quad 16 - 0$$




21

Add or subtract the numbers. Then compare using the symbols:

> = <

$$15 + 25 \quad \square \quad 71 - 39$$




22

Add or subtract the numbers. Then compare using the symbols:

> = <

$$92 - 9 \quad \square \quad 16 + 68$$




23

Add or subtract the numbers. Then compare using the symbols:

> = <

$$11 + 19 \quad \square \quad 31 - 1$$




24

Name: _____

Date: _____

Score: _____




COMPARING NUMBERS RECORDING SHEET

1		2		3		4	
5		6		7		8	
9		10		11		12	
13		14		15		16	
17		18		19		20	
21		22		23		24	

Name: _____

Date: _____

Score: _____



ANSWER KEY

1	>	2	<	3	=	4	>
5	<	6	=	7	>	8	>
9	<	10	=	11	>	12	<
13	=	14	=	15	<	16	>
17	=	18	<	19	>	20	>
21	<	22	>	23	<	24	=